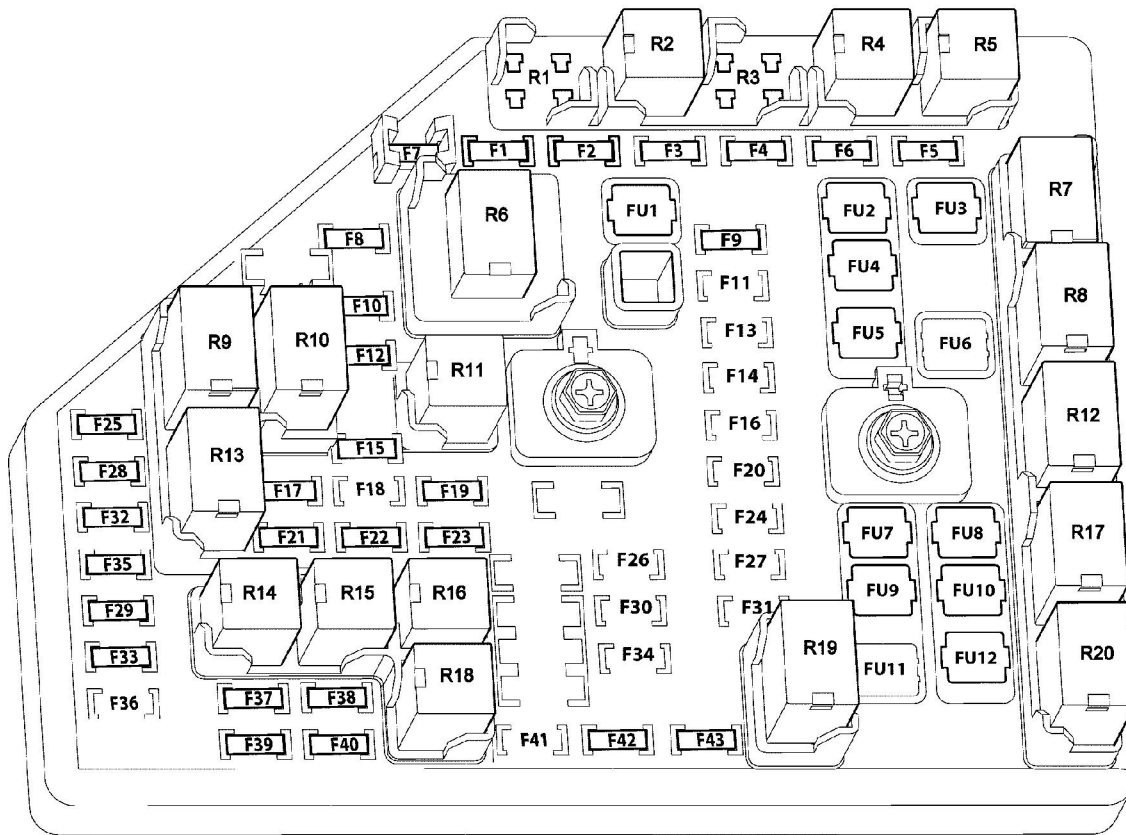


Electrical Center Identification Views

- Connector 1: [Fuse Block - Underhood](#)
- Connector 2: [Fuse Block - Underhood X1](#)
- Connector 3: [Fuse Block - Underhood X2](#)
- Connector 4: [Fuse Block - Underhood X3](#)
- Connector 5: [Fuse Block - Underhood X4 \(Battery Positive Cable\)](#)
- Connector 6: [Fuse Block - I/P](#)
- Connector 7: [Fuse Block - I/P](#)
- Connector 8: [Fuse Block - Rear](#)
- Connector 9: [Fuse Block - Rear](#)
- Connector 10: [Fuse Block - Battery Cable X1](#)
- Connector 11: [Fuse Block - Battery Cable X2](#)
- Connector 12: [Fuse Block - Battery Cable X3](#)
- Connector 13: [Junction Block - Battery Cable - Engine X1](#)
- Connector 14: [Junction Block - Battery Cable - Engine X3](#)
- Connector 15: [Junction Block - Battery Cable - I/P](#)

Fuse Block - Underhood



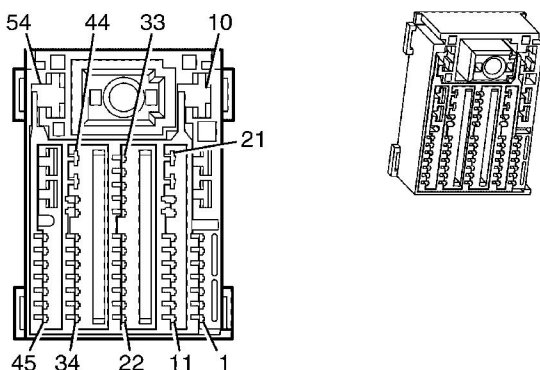
Fuse Block - Underhood, Device Usage

No.	Device	Rating	Description
<i>Primary Fuses</i>			
FU1	Not Used	--	Supply to Instrument Panel fuse box and BCM.
FU2	RR DEFOG Fuse	40A	Rear defog relay R8
FU3	ABS MTR Fuse	40A	Retained accessory power (RAP) relay, SIR, door lock fuses and ABS module.
FU4	BATT 3 Fuse	50A	Evaporative Emissions (EVAP) Canister Purge Solenoid Valve, Mass Air Flow (MAF)/Intake Air Temperature (IAT) Sensor, Valve Lifter Oil Manifold (VLOM) Assembly (DOD)
FU5	BATT 1 Fuse	50A	Supply voltage to instrument panel fuse box
FU6	Not Used	--	Trailer Wiring, Auxiliary Body Control Module (XBCM) (Export)
FU7	BATT 2 Fuse	50A	Accessory power feed relay (R8) and power seat circuit breaker
FU8	STRTR Fuse	40A	Starter relay R12
FU9	HVAC BLWR Fuse	40A	HVAC module

FU10	FAN 1 Fuse	30A	Engine cooling fan relay R17
FU11	Not Used	--	Not Used
FU12	FAN 2 Fuse	30A	Engine cooling fan R20
<i>Secondary Fuses</i>			
F1	COMM ENABLE Fuse	10A	
F2	HVAC BATT Fuse	10A	HVAC
F3	BACKUP LP Fuse	15A	Backup Lamp - Left, Backup Lamp - Right
F4	FOG LAMP Fuse	15A	Foglamp relay R5
F5	ABS VLV Fuse	25A	ABS module
F6	Not Used	--	Not Used
F7	Not Used	--	Not Used
F8	HORN Fuse	15A	Horn
F9	TCM Fuse	15A	TCM
F10	LT LO BEAM Fuse	10A	Left hand low beam
F11	Not Used	--	Not Used
F12	RT LO BEAM Fuse	10A	Right hand low beam
F13	Not Used	--	Not Used
F14	Not Used	--	Not Used
F15	FRT WPR Fuse	30A	Wiper relays
F16	Not Used	--	Not Used
F17	THEFT HORN Fuse	10A	Alarm system
F18	Not Used	--	Not Used
F19	RT HI BEAM Fuse	10A	Right hand high beam
F20	Not Used	--	Not Used
F21	WSW Fuse	15A	Windscreen Washers
F22	SPARE Fuse	10A	Not Used
F23	LT HI BEAM Fuse	10A	Left hand high beam
F24	Not Used	--	Not Used
F25	REV/LOCK Fuse	15A	Reverse Lockout Solenoid (Y144)
F26	Not Used	--	Not Used
F27	Not Used	--	Not Used
F28	ECM 1 Fuse	15A	Engine Control Module (ECM A43)
F29	EVN COILS Fuse	20A	Ignition coils and Fuel Injectors
F30	Not Used	--	Not Used
F31	Not Used	--	Not Used
F32	EMISSION 2 Fuse	15A	Oxygen Sensors
F33	EMISSION 1 Fuse	15A	Heated Oxygen Sensors, EVAP, IMRC, CMP Solenoids
F34	Not Used	--	Not Used
F35	ODD COILS Fuse	20A	Ignition Coils and Fuel Injectors
F36	Not Used	--	Not Used

F37	HVAC-IGN Fuse	10A	
F38	HTD SEAT/ONSTAR IGN Fuse	10A	CPP Switch, Telematics Module, Bluetooth connector & Headlamp/Dimmer Switch
F39	ENG IGN Fuse	10A	MAF, IAT, ECM (A43) &TCM
F40	AIRBAG Fuse	10A	SIR Module
F41	Not Used	--	Not Used
F42	RT PRK Fuse	10A	Right park lamps
F43	LT PRK LAMP Fuse	10A	Left park lamps
R1	Not Used	--	Not Used
R2	COMM ENABLE Relay	--	AXH VLV Fuse
R3	Not Used	--	Not Used
R4	BACKUP LP Relay	--	FOG LAMP Fuse
R5	FOG LAMP Relay	--	FUEL PUMP Fuse
R6	HDLP LO BEAM Relay	--	LO HDLP - LT Fuse, LO HDLP - RT Fuse, DRL 2 Fuse
R7	Not Used	--	Not Used
R8	RR DEFOG Relay	--	ECM/THROT CONT Fuse, ENG Fuse, INJ-A Fuse, INJ-B Fuse, O2-A SNSR Fuse, O2-B SNSR Fuse, FAN CNRTL PCB Relay, FAN HI PCB Relay, FAN LO PCB Relay
R9	WPR HI Relay	--	REAR DEFOG Fuse
R10	WPR LO Relay	--	AIRBAG Fuse, AUX HVAC-IGN Fuse, IGN Fuse, ECM-IGN Fuse, MISC IGN Fuse, SEO/ALC Fuse, TRANS IGN 1 Fuse
R11	HDLP HI BEAM Relay	--	STRTR Fuse
R12	CRNK Relay	--	VEH BCK/UP Fuse, TRLR BCK/UP Fuse
R13	PWR TRN Relay	--	DRL Fuse
R14	IGN Relay	--	Adjustable Pedals Assembly (JF4 Except AN3)
R15	WSW Relay	--	Cooling Fan - Right
R16	HORN Relay	--	Cooling Fan - Right, FAN CNTRL Relay
R17	FAN 1 Relay	--	Cooling Fan - Left
R18	PRK LAMP Relay	--	FRT WASH Fuse
R19	FAN 2 Relay	--	HI HEADLAMP - LT Fuse, HI HEADLAMP - RT Fuse
R20	FAN 3 Relay	--	HORN Fuse

Fuse Block - Underhood X1



Connector Part Information

- | OEM: 7283-9457-3W
- | Service: See Catalog
- | Description: 54-Way F YESC Kaizen Series (BK)

Terminal Part Information

- | Pins: 3, 5, 7, 23, 34, 36, 49
- | Terminal/Tray: 7116-4101-08/9
- | Core/Insulation Crimp: E/C
- | Release Tool/Test Probe: 12094430/J-35616-2A (GY)

- | Pins: 1, 11, 25, 31, 32, 41, 45-47, 51
- | Terminal/Tray: 7116-4101-08/9
- | Core/Insulation Crimp: E/A
- | Release Tool/Test Probe: 12094430/J-35616-2A (GY)

- | Pins: 8, 9
- | Terminal/Tray: 7116-4122-02/10
- | Core/Insulation Crimp: A/B
- | Release Tool/Test Probe: 12094430/J-35616-42 (RD)

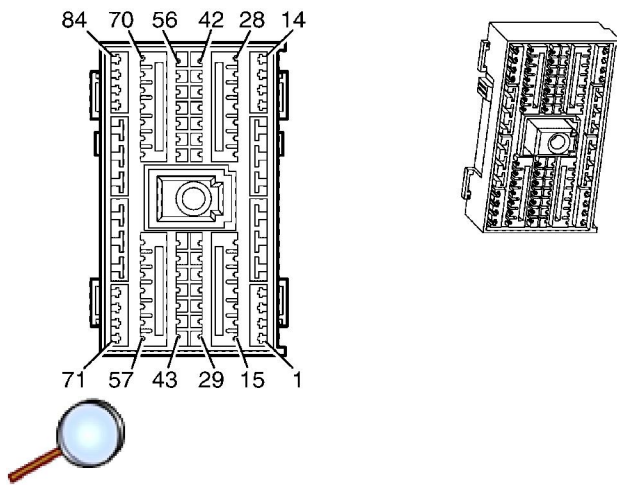
- | Pins: 20
- | Terminal/Tray: 7116-4112-02/9
- | Core/Insulation Crimp: C/D
- | Release Tool/Test Probe: 12094430/J-35616-35 (VT)

Fuse Block - Underhood X1

Pin	Wire Color	Circuit No.	Function
1	0.75 PK/BU	5294	Ignition 1 Voltage
2	--	--	Not Used
3	0.5 D-GN	335	Low Speed Cooling Fan Relay Control
4	--	--	Not Used
5	0.5 PK	439	Ignition 1 Voltage
6	--	--	Not Used
7	0.5 YE	447	Starter Relay Coil Control

8	3 RD/BK	142	Battery Positive Voltage
9	3 PU	6	Starter Solenoid Crank Voltage
10	--	--	Not Used
11	0.75 PK/BU	9294	--
12-19	--	--	Not Used
20	2 OG	3540	Battery Positive Voltage
21	--	--	Not Used
22	0.5 WH/BU	17	Stop Lamp Switch Signal (LY7)
23	0.5 D-BU/BK	473	High Speed Cooling Fan Relay Control
24	0.5 D-BU	5985	Accessory Wakeup Serial Data (LY7)
25	0.75 PK/BU	5293	Ignition 1 Voltage (L76)
	1.25 PK/BU	5293	Ignition 1 Voltage (LY7)
26-30	--	--	Not Used
31	0.75 OG/YE	3640	Battery Positive Voltage
32	1.25 BK	350	Ground
33	--	--	Not Used
34	0.5 WH/BU	17	Stop Lamp Switch Signal
35	--	--	Not Used
36	0.5 D-BU	5985	Accessory Wakeup Serial Data
37-40	--	--	Not Used
41	0.75 PK/BU	5290	Ignition 1 Voltage
42-44	--	--	Not Used
45	1.25 BK	350	Ground
46	1.25 BK	350	Ground
47	1.25 PK	5292	Ignition 1 Voltage
48	--	--	Not Used
49	0.5 BN	5069	Main Relay Control
50	--	--	Not Used
51	1.25 PK/BU	5291	Ignition 1 Voltage
52-54	--	--	Not Used

Fuse Block - Underhood X2



Connector Part Information

- | OEM: 7283-9464-3W
- | Service: See Catalog
- | Description: 84-Way F YESC Kaizen Series (BK)

Terminal Part Information

- | Pins: 5-7, 80
- | Terminal/Tray: 7116-4122-02/10
- | Core/Insulation Crimp: D/G
- | Release Tool/Test Probe: 12094430/J-35616-42 (RD)

- | Pin: 13
- | Terminal/Tray: 7116-4111-02/9
- | Core/Insulation Crimp: E/A
- | Release Tool/Test Probe: 12094430/J-35616-4A (PU)

- | Pin: 8
- | Terminal/Tray: 7116-4122-02/10
- | Core/Insulation Crimp: A/B
- | Release Tool/Test Probe: 12094430/J-35616-42 (RD)

- | Pins: 15, 17, 24-32, 40, 43, 45, 52, 54-56, 58, 68-70
- | Terminal/Tray: 7116-4100-08/9
- | Core/Insulation Crimp: E/C
- | Release Tool/Test Probe: 12094430/J-35616-2A (GY)

- | Pins: 18, 23, 41, 59, 60, 65
- | Terminal/Tray: 7116-4101-08/9
- | Core/Insulation Crimp: E/A
- | Release Tool/Test Probe: 12094430/J-35616-2A (GY)

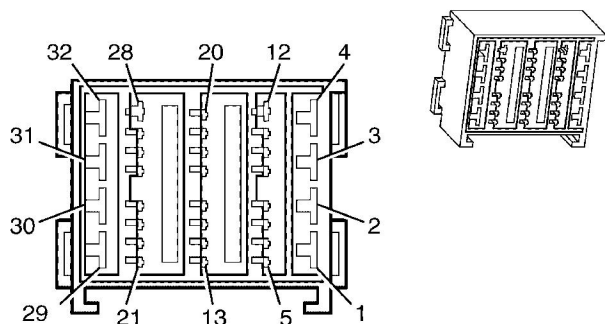
- | Pins: 74, 83
- | Terminal/Tray: 7116-4112-02/9
- | Core/Insulation Crimp: C/D
- | Release Tool/Test Probe: 12094430/J-35616-35 (VT)

Fuse Block - Underhood X2

Pin	Wire Color	Circuit No.	Function
1-4	--	--	Not Used
5	5 D-GN	442	Battery Positive Voltage
6	5 RD/BK	642	Battery Positive Voltage
7	5 RD/WH	842	Battery Positive Voltage
8	3 PU	293	Rear Defog Element Supply Voltage
9-12	--	--	Not Used
13	0.75 L-BU	5986	Communication Enable Relay Supply Voltage
14	--	--	Not Used
15	0.3 WH/YE	1080	Park Lamp Relay Control
16	--	--	Not Used
17	0.5 PK	339	Ignition 1 Voltage
18	0.75 PU	34	Roof Off-Road Lamps Supply Voltage 2
19-22	--	--	Not Used
23	0.75 PU	709	Left Park Lamp Supply Voltage
24	0.3 WH/BU	193	Rear Defog Relay Control
25	0.3 PK/WH	1970	Headlamp Low Beam Relay Control
26	0.3 BN/RD	860	Front Windshield Wiper Switch High Signal
27	0.3 D-GN/WH	1317	Fog Lamps Relay Control
28	0.3 BN/YE	1969	Headlamp High Beam Relay Control
29	0.3 BN/BK	28	Horn Relay Control
30	0.5 OG	3140	Battery Positive Voltage
31	0.5 OG	2268	Windshield Washer Relay Control
32	0.3 PK	1439	Ignition 1 Voltage
33-39	--	--	Not Used
40	0.5 D-BU/WH	1315	Right Front Turn Signal Lamp Supply Voltage
41	0.75 L-GN	24	Backup Lamp Supply Voltage
42	--	--	Not Used
43	0.5 WH/BU	17	Stop Lamp Switch Signal
44	--	--	Not Used
45	0.3 D-BU	5985	Accessory Wakeup Serial Data
46-51	--	--	Not Used
52	0.5 L-BU/WH	1314	Left Front Turn Signal Lamp Supply Voltage
53	--	--	Not Used
54	0.3 PU/WH	5727	Communication Enable Relay Control
55	0.3 D-GN	646	Reverse Relay Control
56	0.3 GY	91	Windshield Wiper Switch Signal 2
57	--	--	Not Used
58	0.5 PK	1039	Ignition 1 Voltage
59	0.75 OG/GN	2240	Battery Positive Voltage

60	0.75 D-GN	1149	Content Theft Horn Control
61-64	--	--	Not Used
65	0.75 BN/WH	309	Right Park Lamp Supply Voltage
66	--	--	Not Used
67	0.5 BN	358	Air Bag Indicator Control
68	0.5 PK/BU	1339	Ignition 1 Voltage
69	0.3 PU	5531	Hood Closed Switch Signal
70	0.3 PK/BK	109	Hood Ajar Switch Signal
71-73	--	--	Not Used
74	2 BN/WH	92	Windshield Wiper Motor High Speed
75-79	--	--	Not Used
80	5 RD	242	Battery Positive Voltage
81-82	--	--	Not Used
83	2 D-GN	95	Windshield Wiper Motor Low Speed
84	--	--	Not Used

Fuse Block - Underhood X3



Connector Part Information

- | OEM: 7283-9458-30
- | Service: See Catalog
- | Description: 32-Way F YESC Kaizen Series (BK)

Terminal Part Information

- | Pins: 1, 4, 29, 32
- | Terminal/Tray: 7116-4122-02/10
- | Core/Insulation Crimp: A/B
- | Release Tool/Test Probe: 12094430/J-35616-42 (RD)

- | Pins: 6, 25
- | Terminal/Tray: 7116-4101-08/9

- | Core/Insulation Crimp: E/A
- | Release Tool/Test Probe: 12094430/J-35616-2A (GY)

- | Pins: 7-10, 14, 15, 18, 20-23
- | Terminal/Tray: 7116-4100-08/9
- | Core/Insulation Crimp: E/C
- | Release Tool/Test Probe: 12094430/J-35616-2A (GY)

Fuse Block - Underhood X3

Pin	Wire Color	Circuit No.	Function
1	3 WH	504	Cooling Fan Low Reference
2-3	--	--	Not Used
4	3 BK	250	Ground
5	--	--	Not Used
6	0.75 OG	228	Windshield Washer Pump Control
7	0.5 YE	712	Left Headlamp Low Beam Supply Voltage
8	0.5 D-GN/WH	711	Left Headlamp High Beam Supply Voltage
9	0.5 PK/BK	109	Hood Ajar Switch Signal
10	0.5 PU	709	Left Park Lamp Supply Voltage
11-13	--	--	Not Used
14	0.5 L-BU/WH	1314	Left Front Turn Signal Lamp Supply Voltage
15	0.5 D-BU/WH	1315	Right Front Turn Signal Lamp Supply Voltage
16-17	--	--	Not Used
18	0.5 BN/WH	309	Right Park Lamp Supply Voltage
19	--	--	Not Used
20	0.3 PU	5531	Hood Closed Switch Signal
21	0.5 BN/BK	312	Right Headlamp Low Beam Supply Voltage
22	0.5 YE	712	Left Headlamp Low Beam Supply Voltage
23	0.5 L-GN/BK	311	Right Headlamp High Beam Supply Voltage
24	--	--	Not Used
25	0.75 D-GN	1329	Horn Fuse Supply Voltage
26-28	--	--	Not Used
29	3 GY	532	Cooling Fan Motor Supply Voltage
30-31	--	--	Not Used
32	3 D-BU	409	Cooling Fan Motor Supply Voltage

Fuse Block - Underhood X4 (Battery Positive Cable)

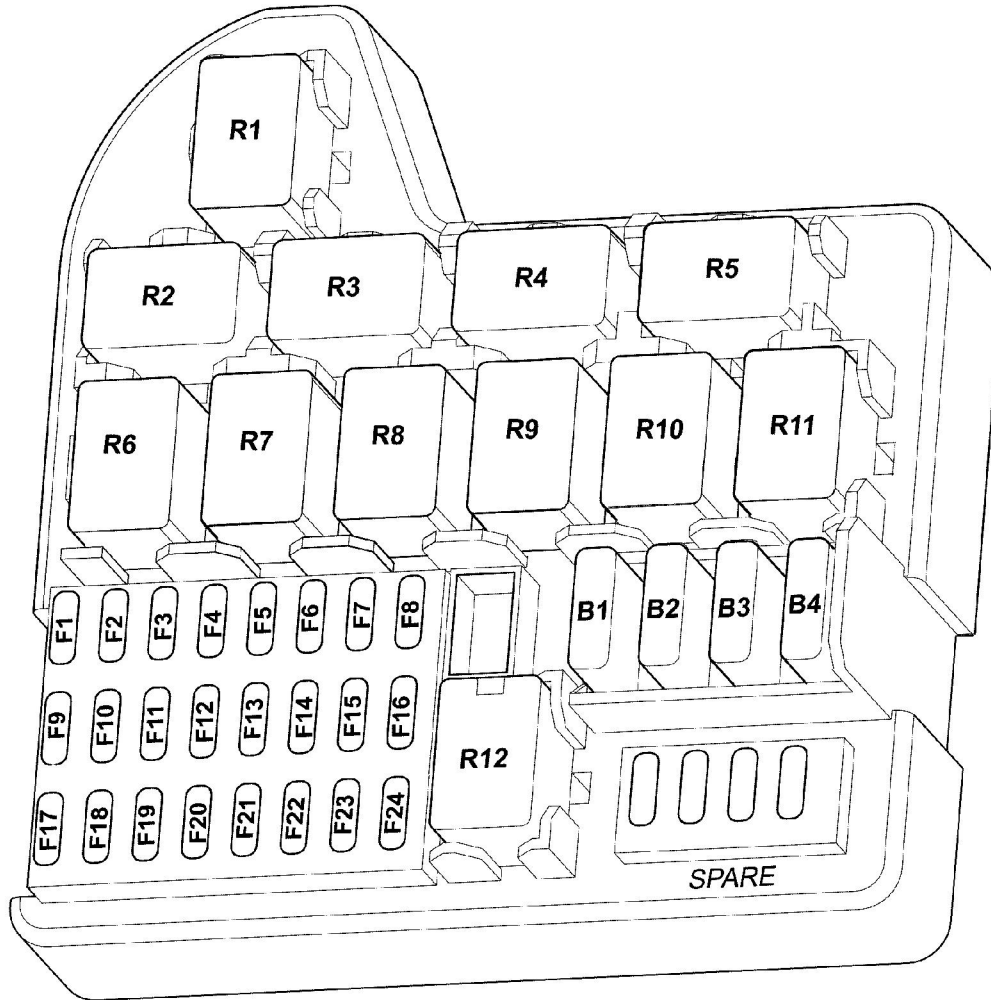
Terminal Part Information

- | Harness: Battery Positive Cable
- | Terminal: 7003-2327-02
- | Core/Insulation Crimp: N/A
- | Description: Ring Terminal

Fuse Block - Underhood X4 (Battery Positive Cable)

Pin	Wire Color	Circuit No.	Function
+	19 RD	2	Battery Positive Voltage

Fuse Block - I/P



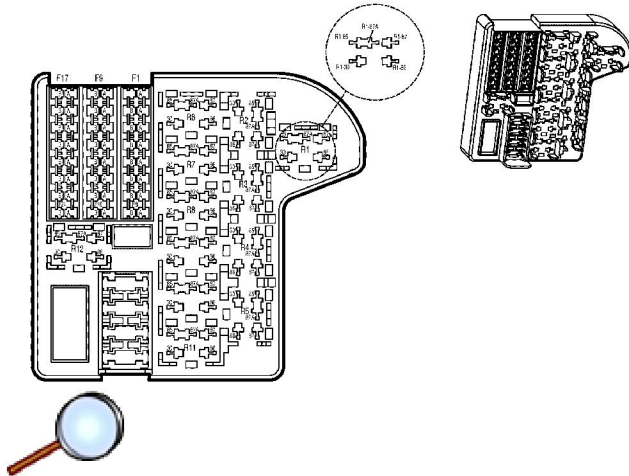
Fuse Block - I/P

No.	Device	Rating	Description
<i>Circuit Breakers</i>			
B1	Not Used	--	Not Used
B2	WNDW MTR	20A	Automatic Level Control (ALC) Compressor (G69), Electronic Suspension Control (ESC) Module (Z55)
B3	SEAT	20A	Trailer Wiring, Auxiliary Body Control Module (XBCM) (Export)
B4	Not Used	--	Not Used

<i>Fuses</i>			
F1	AIR BAG Fuse	10A	SIR module (A65)
F2	TRUNK Fuse	10A	Boot release relay (R5)
F3	DR/LCK Fuse	25A	Door lock relays R6, R2 & R3
F4	INADV/PWR/LED Fuse	15A	BCM
F5	CTSY/TRN/SIG RT FRT Fuse	15A	Courtesy light fuse (BCM)
F6	TRN/SIG RT Fuse	15A	RH turn signal (BCM)
F7	Not Used	--	Not Used
F8	TRN/SIG LT Fuse	15A	LH turn signal (BCM)
F9	BCM Fuse	10A	Body Control Module (BCM)
F10	STOP Fuse	15A	Body Control Module (BCM)
F11	INT LAMPS Fuse	15A	Body Control Module (BCM)
F12	DLIS/THEFT DTRNT Fuse	2A	Theft Deterrent Control Module (TDCM), IGN Switch (S149)
F13	REAR/LTR Fuse	20A	12V/120W AUX power supply
F14	AUX PWR Fuse	20A	AUX power outlet
F15	OSRVM Fuse	2A	Exterior Mirrors Switch
F16	S/ROOF/ATSL Fuse	10A	Phone, key lock, electrochromatic mirror and rain sensor
F17	S/ROOF Fuse	20A	Sunroof Control Module (A108)
F18	AOS Fuse	5A	--
F19	HTD/SEAT LT Fuse	15A	--
F20	HTD/SEAT RT Fuse	15A	--
F21	DRL Fuse	15A	--
F22	FRT/LTR Fuse	20A	--
F23	SWC BKLT Fuse	2A	--
F24	RAP 1 Fuse	2A	Window, Door lock & Window Switch (S169), Left & Right Front Window Motor
R1	RAP 1 Relay	--	A/C CMPRSR Fuse
R2	DR/LCK Relay	--	AXH VLV Fuse
R3	PASS DR/UNLCK Relay	--	FOG LAMP Fuse
R4	Not Used	--	Not Used
R5	TRUNCK Relay	--	FUEL PUMP Fuse
R6	DRV DR/UNLCK Relay	--	LO HDLP - LT Fuse, LO HDLP - RT Fuse, DRL 2 Fuse
R7	RAP 2 Relay	--	--
R8	ACCY Relay	--	ECM/THROT CONT Fuse, ENG Fuse, INJ-A Fuse, INJ-B Fuse, O2-A SNSR Fuse, O2-B SNSR Fuse, FAN CNRTL PCB Relay, FAN HI PCB Relay, FAN LO PCB Relay
R9	BLWR Relay	--	REAR DEFOG Fuse
R10	Not Used	--	Not Used

R11	DRL Relay	--	--
R12	FUEL Relay	--	Cooling Fan - Right

Fuse Block - I/P



Connector Part Information

- | OEM: 7154-5842-30
- | Service: See Catalog
- | Description: 117-Way (BK)

Terminal Part Information

- | Terminal/Tray: See Terminal Repair Kit
- | Core/Insulation Crimp: See Terminal Repair Kit
- | Release Tool/Test Probe: See Terminal Repair Kit

Fuse Block - I/P

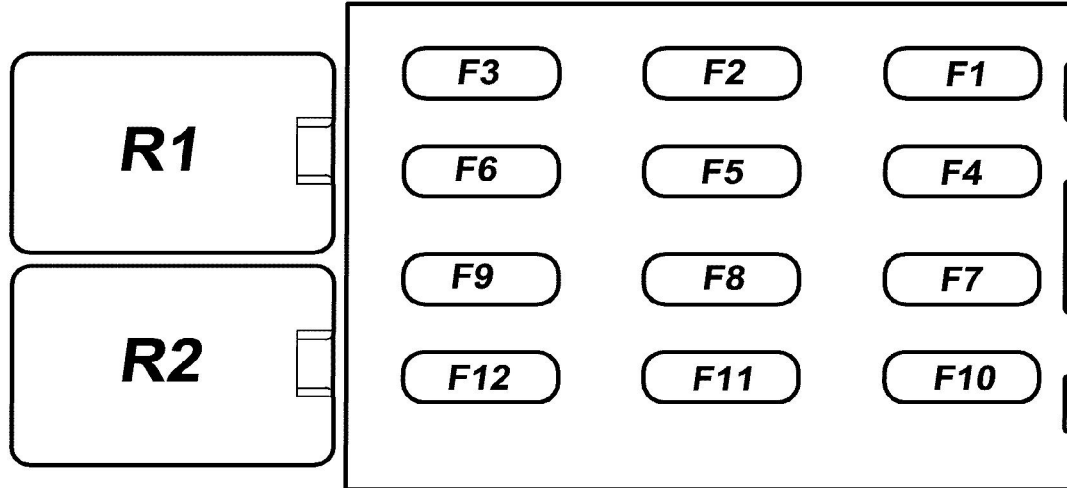
Pin	Wire Color	Circuit No.	Function
B1-A	--	--	Not Used
B1-B	--	--	Not Used
B2-A	5 D-GN	801	RAP Supply Voltage
B2-B	2 D-GN	1001	RAP Supply Voltage
B3-A	5 RD	242	Battery Positive Voltage
B3-B	2 OG	1140	Battery Positive Voltage
B4-A	--	--	Not Used
B4-B	--	--	Not Used
F1-A	0.5 OG/YE	1340	Battery Positive Voltage
F1-B	--	242	Battery Positive Voltage
F2-A	5 RD	242	Battery Positive Voltage
F2-B	0.5 OG	840	Battery Positive Voltage
F3-A	--	242	Battery Positive Voltage

F3-B	1.25 OG/RD	3240	Battery Positive Voltage
F4-A	--	242	Battery Positive Voltage
F4-B	0.85 OG/YE	1640	Battery Positive Voltage
F5-A	--	642	Battery Positive Voltage
F5-B	1.25 OG	240	Battery Positive Voltage
F6-A	5 RD/BK	642	Battery Positive Voltage
F6-B	0.85 OG/GN	440	Battery Positive Voltage
F7-A	--	642	Battery Positive Voltage
F7-B	--	--	Not Used
F8-A	--	642	Battery Positive Voltage
F8-B	0.85 OG/RD	340	Battery Positive Voltage
F9-A	--	642	Battery Positive Voltage
F9-B	0.85 OG/RD	2740	Battery Positive Voltage
F10-A	5 RD/BK	642	Battery Positive Voltage
F10-B	0.85 OG/PU	2140	Battery Positive Voltage
F11-A	--	642	Battery Positive Voltage
F11-B	0.85 OG/BU	1240	Battery Positive Voltage
F12-A	--	642	Battery Positive Voltage
F12-B	0.3 OG/BK	1040	Battery Positive Voltage
F13-A	5 D-GN	9801	--
F13-B	1.25 D-GN	9101	--
F14-A	--	9801	--
F14-B	0.5 OG/GN	9301	--
F15-A	5 YE	643	Accessory Voltage
F15-B	--	343	Accessory Voltage
F16-A	--	643	Accessory Voltage
F16-B	0.5 BN	443	Accessory Voltage
F17-A	5 RD	242	Battery Positive Voltage
F17-B	1.25 OG/BU	3040	Battery Positive Voltage
F18-A	--	3940	Battery Positive Voltage
F18-B	0.3 OG	3940	Battery Positive Voltage
F19-A	5 RD/WH	842	Battery Positive Voltage
F19-B	1.25 OG	4140	Battery Positive Voltage (KA1)
F20-A	--	842	Battery Positive Voltage
F20-B	1.25 OG	4240	Battery Positive Voltage (KA1)
F21-A	--	842	Battery Positive Voltage
F21-B	0.5 OG/BK	1142	Battery Positive Voltage
F22-A	5 D-GN	9801	--
F22-B	1.25 D-GN	9201	--
F23-A	0.3 YE	6817	Interior Lights Dimming Switch

F23-B	0.3 PU/WH	7005	I/P Dimming Control
F24-A	5 D-GN	801	RAP Fuse Supply Voltage
F24-B	0.5 D-GN	1301	RAP Fuse Supply Voltage
R1-30	5 RD	242	Battery Positive Voltage
R1-85	0.3 BN/YE	707	RAP Relay Control
R1-86	1.25 BK	1450	Ground
R1-87	5 D-GN	801	RAP Fuse Supply Voltage
R1-87A	--	--	Not Used
R2-30	1.25 D-GN/WH	295	Door Lock Actuator Lock Control
R2-85	1.25 BK	1450	Ground
R2-86	0.3 D-BU/WH	195	Door Lock Relay Control
R2-87	1.25 OG/RD	3240	Battery Positive Voltage
R2-87A	1.25 BK	1450	Ground
R3-30	1.25 BN/RD	294	Door Lock Actuator Unlock Control
R3-85	0.3 WH	194	Door Unlock Control
R3-86	1.25 OG/RD	3240	Battery Positive Voltage
R3-87	1.25 OG/RD	3240	Battery Positive Voltage
R3-87A	1.25 BK	1450	Ground
R4-30	--	--	Not Used
R4-85	--	--	Not Used
R4-86	--	--	Not Used
R4-87	--	--	Not Used
R4-87A	--	--	Not Used
R5-30	0.5 OG	840	Battery Positive Voltage
R5-85	0.5 OG	840	Battery Positive Voltage
R5-86	0.3 BN	253	Trunk Release Relay Control
R5-87	0.85 BN/WH	56	Rear Compartment Lid Release Actuator
R5-87A	--	--	Not Used
R6-30	1.25 BN/RD	9351	Driver Door Lock Actuator Unlock Control
R6-85	0.3 L-BU	5921	Door Unlock Supply Voltage
R6-86	1.25 OG/RD	3240	Battery Positive Voltage
R6-87	1.25 OG/RD	3240	Battery Positive Voltage
R6-87A	1.25 BK	1450	Ground
R7-30	5 RD/BK	642	Battery Positive Voltage
R7-85	2 D-GN	801	RAP [X] Fuse Supply Voltage
R7-86	1.25 BK	1450	Ground
R7-87	5 D-GN	9801	--
R7-87A	--	--	Not Used
R8-30	5 RD/BK	642	Battery Positive Voltage
R8-85	0.3 YE	43	Accessory Voltage

R8-86	1.25 BK	1450	Ground
R8-87	5 YE	643	Accessory Voltage
R8-87A	--	--	Not Used
R9-30	5 D-GN	442	Battery Positive Voltage
R9-85	0.3 YE	9361	Blower Motor Relay Supply Voltage
R9-86	5 D-GN	442	Battery Positive Voltage
R9-87	5 PU	65	Blower Motor Supply Voltage
R9-87A	--	--	Not Used
R10-30	--	--	Not Used
R10-85	--	--	Not Used
R10-86	--	--	Not Used
R10-87	--	--	Not Used
R10-87A	--	--	Not Used
R11-30	0.5 OG/BK	1142	Battery Positive Voltage
R11-85	0.3 PU	544	Headlamp Low Beam Supply Voltage
R11-86	0.5 OG/BK	1142	Battery Positive Voltage
R11-87	0.5 BN	358	Air Bag Indicator Control
R11-87A	--	--	Not Used
R12-30	3 GY	120	Fuel Pump Supply Voltage
R12-85	0.3 D-GN/WH	465	Fuel Pump Relay Control [- Primary]
R12-86	1.25 BK	1450	Fuel Pump Control
R12-87	3 OG/GN	2840	Battery Positive Voltage
R12-87A	--	--	Not Used

Fuse Block - Rear




Fuse Block - Rear, Device Usage

No.	Device	Rating	Description
F1	Not Used	--	Not Used
F2	AMP Fuse	30A	Audio Amplifier
F3	XM Fuse	10A	Digital Radio Receiver and Wireless Communication Module
F4	RDO Fuse	15A	Radio
F5	INST/DISP/RFA/DLC Fuse	10A	IPC, RCDLR, DLC, DIC Display, and Front Dome/Reading Lamps
F6	Not Used	--	Not Used
F7	Not Used	--	Not Used
F8	ONSTAR Fuse	10A	Vehicle Communication Interface Module (VCIM)
F9	Not Used	--	Not Used
F10	ECM BATT Fuse	15A	Engine Control Module (ECM)
F11	RVC SNSR Fuse	7.5A	Body Control Module (BCM)
12	FUEL PUMP Fuse	20A	Fuel Pump Relay (R12)

--	SPARE Relay	--	Not Used
--	SPARE Relay	--	Not Used

Fuse Block - Rear



Connector Part Information

- | OEM: 7154-5779-30
- | Service: See Catalog
- | Description: 36-Way (BK)

Terminal Part Information

- | Terminal/Tray: See Terminal Repair Kit
- | Core/Insulation Crimp: See Terminal Repair Kit
- | Release Tool/Test Probe: See Terminal Repair Kit

Fuse Block - Rear

Pin	Wire Color	Circuit No.	Function
A1	--	--	Not Used
A2	--	--	Not Used
A3	--	--	Not Used
A4	--	1042	Battery Positive Voltage
A5	3 OG/GN	2840	Battery Positive Voltage
A6	5 RD/BK	1042	Battery Positive Voltage
A7	0.3 OG/BU	2440	Battery Positive Voltage
A8	--	1042	Battery Positive Voltage
A9	0.85 OG/BK	540	Battery Positive Voltage
B1	--	--	Not Used
B2	--	--	Not Used
B3	--	--	Not Used
B4	--	1042	Battery Positive Voltage

B5	--	--	Not Used
B6	5 RD/BK	1042	Battery Positive Voltage
B7	0.5 OG	3340	Battery Positive Voltage
B8	--	1042	Battery Positive Voltage
B9	--	4440	Battery Positive Voltage
C1	--	--	Not Used
C2	--	--	Not Used
C3	--	--	Not Used
C4	--	1242	Battery Positive Voltage
C5	--	--	Not Used
C6	5 RD/BK	1242	Battery Positive Voltage
C7	0.5 OG/WH	1840	Battery Positive Voltage
C8	--	1242	Battery Positive Voltage
C9	1.25 OG/BU	4340	Battery Positive Voltage
D1	--	--	Not Used
D2	--	--	Not Used
D3	--	--	Not Used
D4	--	1242	Battery Positive Voltage
D5	0.5 OG/WH	2340	Battery Positive Voltage
D6	5 RD/BK	1242	Battery Positive Voltage
D7	3 OG/WH	2040	Battery Positive Voltage
D8	--	1242	Battery Positive Voltage
D9	0.5 OG/YE	4540	Battery Positive Voltage

Fuse Block - Battery Cable X1

Terminal Part Information

- | Terminal: 7003-1669-02
- | Core/Insulation Crimp: N/A
- | Description: Battery Terminal

Fuse Block - Battery Cable X1

Pin	Wire Color	Circuit No.	Function
+	19 RD	1	Battery Positive Voltage

Fuse Block - Battery Cable X2

Terminal Part Information

- | Terminal: 7009-1846
- | Core/Insulation Crimp: N/A
- | Description: Battery Terminal

Fuse Block - Battery Cable X2

Pin	Wire Color	Circuit No.	Function
+	5 RD/BK	1242	Battery Positive Voltage

Fuse Block - Battery Cable X3**Terminal Part Information**

- | Terminal: 7009-1813-02
- | Core/Insulation Crimp: N/A
- | Description: Battery Terminal

Fuse Block - Battery Cable X3

Pin	Wire Color	Circuit No.	Function
+	8 RD/BK	1042	Battery Positive Voltage

Junction Block - Battery Cable - Engine X1**Terminal Part Information**

- | Harness: Battery Positive Cable
- | Terminal: 7003-2639-02
- | Core/Insulation Crimp: N/A
- | Description: Ring Terminal

Junction Block - Battery Cable - Engine X1

Pin	Wire Color	Circuit No.	Function
+	50 RD	1	Battery Positive Voltage

Junction Block - Battery Cable - Engine X3**Terminal Part Information**

- | Harness: Battery Positive Cable
- | Terminal: 7003-2071-02
- | Core/Insulation Crimp: N/A
- | Description: Ring Terminal

Junction Block - Battery Cable - Engine X3

Pin	Wire Color	Circuit No.	Function
+	19 RD	2	Battery Positive Voltage

Junction Block - Battery Cable - I/P

Terminal Part Information

- | Harness: Battery Positive Cable
- | Terminal: 7003-1200-02
- | Core/Insulation Crimp: N/A
- | Description: Ring Terminal

Junction Block - Battery Cable - I/P

Pin	Wire Color	Circuit No.	Function
+	50 RD	1	Battery Positive Voltage