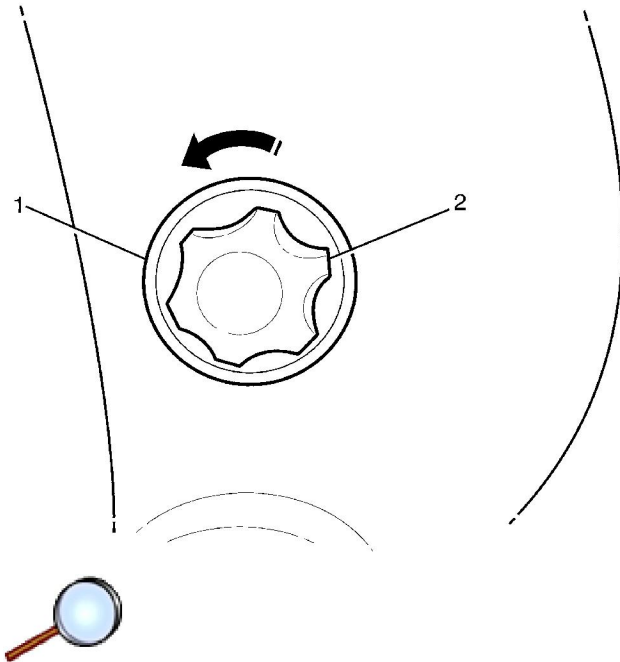


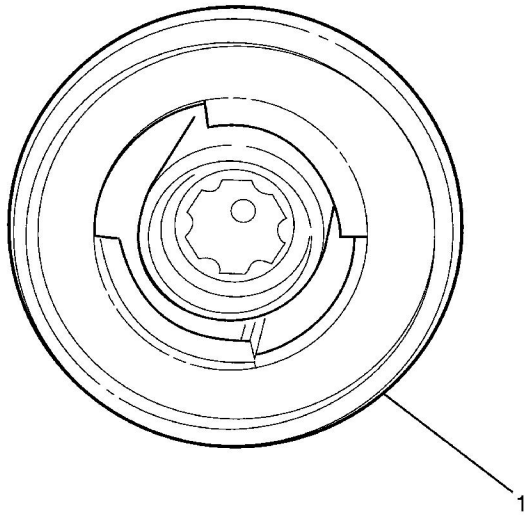
Lumbar Support Knob Replacement

Removal Procedure



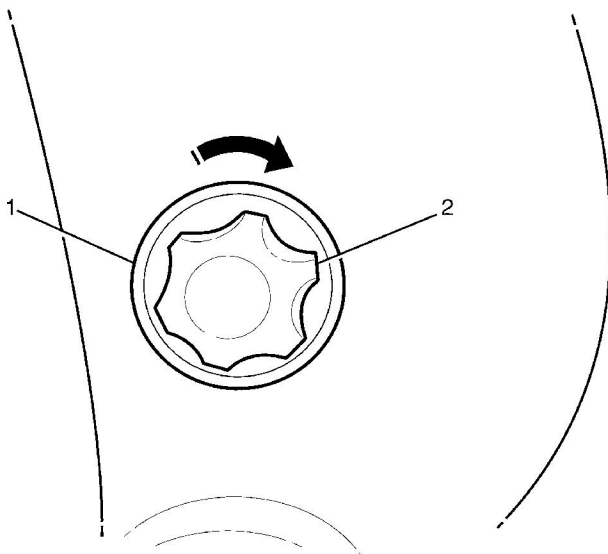
1. Turn the lumbar support adjuster deflector ring (1) anti-clockwise until it is released from the adjuster shaft.
2. Remove the deflector ring (1) and knob assembly (2) by firmly pulling forward.

Installation Procedure



Important: Ensure the adjustment shaft is engaged in the sleeve.

1. Install the deflector ring (1) onto the adjustment shaft.



2. Twist the lumbar support deflector ring (1) clockwise until it locks into place on the adjustment shaft, listen for an audible click to confirm fitting.
3. Install the lumbar support knob assembly (2) by firmly pushing it onto the adjuster shaft.
4. Test lumbar support assembly for correct operation.